

Plate handling

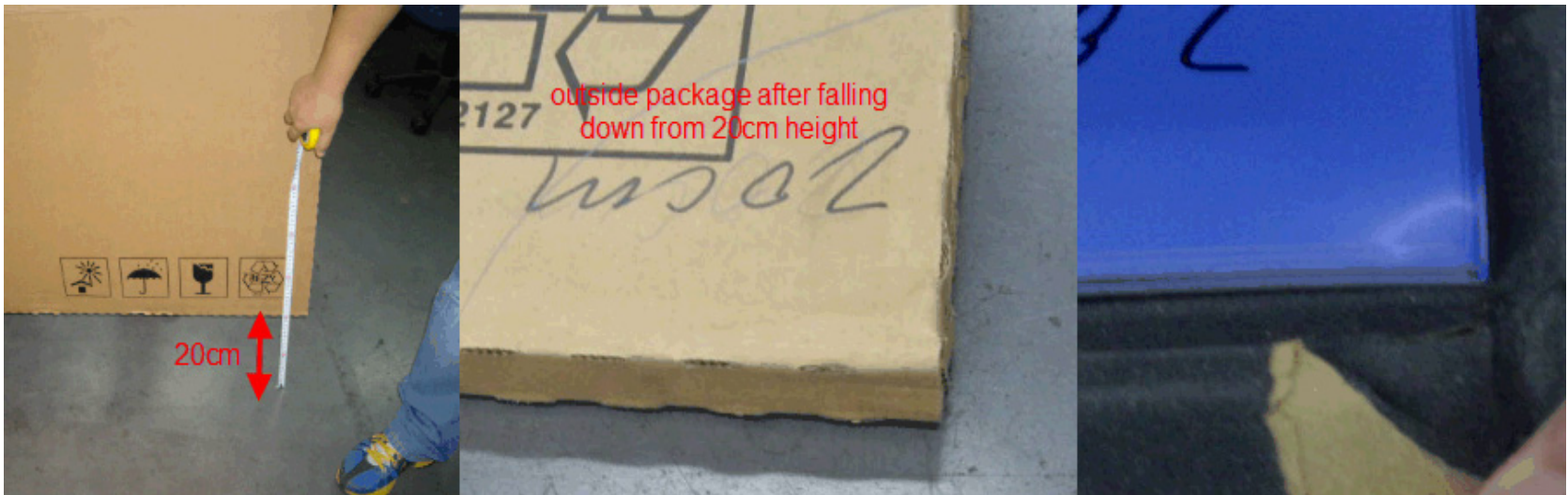


STAY AHEAD. WITH AGFA GRAPHICS.

Move the package



- We always suggest to move the package by horizontal way.
- If we have to move the plate vertical way, we suggest to put the plate on the ground very soft, we see before even 20cm fall the package will create plate corner damage, and you will not see too much distort on the outside package



Open the package




- The package can easily be opened by hand



Open the package




- **Never use knife to open the package, some time the knife will touch the alu edge, and customer sometimes will complaint the Alu debris and scratch on the plate surface.**



Taking plate



- We always suggest the customer opens the package completely, Put the plate on a flat table , and taking the plate with interleaving paper together
- Due to some customer has limited space, what we suggest is as below picture shows, put the plate backside to the operator ,open the package completely, then take the plate together with interleaving paper.



Taking plate



- If we take the plate from top to the bottom, some risk that the interleaving paper will wrinkle during the handling, and later create the scuff mark.



Taking plate




Some operators pull out the plate from the package without interleaving, the interleaving will wrinkle and create the scuff mark, or even sometimes operator will use the knee to help during pulling out the plate, and this will create the scuffs on the plate

After processing



After processing we suggest to protect the plate with interleaving paper also to avoid further scratch on the plate



**Return to
presentation**